



www.cubcampers.com.au

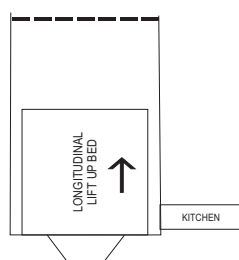
CUB SPECIFICATION SHEET

Spacematic

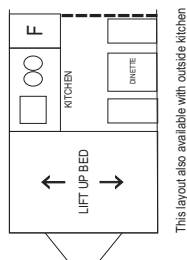
Off Road & Touring Models

	SPACEMATIC ESCAPE Touring	SPACEMATIC REGAL Touring	SPACEMATIC ESCAPE Off Road	SPACEMATIC REGAL Off Road	SPACEMATIC DROVER Off Road
Body Length	3.0m	3.0m	3.0m	3.0m	3.0m
Open Length	6.0m	6.0m	6.0m	6.0m	6.0m
Towing Height (Closed)	1.3m	1.3m	1.6m	1.6m	1.6m
Width	1.95m	1.95m	1.95m	1.95m	1.95m
Weight (+ or - 5%) *	590-620kg	620-645kg	775-795kg	870-895kg	995-1020kg
Ball Weight (+ or - 5%)	50-60kg	30-55kg	80kg-90kg	90-105kg	135-155kg
Wheel Size	13"	13"	15"	15"	16"
Alloy Wheels	OPT	OPT	OPT	YES	YES
Rear Wind Down Spare Wheel	OPT	OPT	OPT	YES	OPT
Brakes	OPT	OPT	Over-ride	Over-ride	Over-ride
Tail Lights	LED	LED	LED	LED	LED
Suspension	Leaf Spring	Leaf Spring	Leaf Spring	Leaf Spring	Independant
Awning/Add-a-room	STD Awning & wall	DLX Awning & wall	Std Awning & Wall	Dlx Awning & Wall	Ext Dlx Awning & Wall
Tropical Roof	OPT	OPT	OPT	OPT	OPT
Roll Up Side Wall	OPT	OPT	OPT	OPT	YES
Internal Power Point 240v	1 x Double	1 x Double	1 x Double	1 x Double	1 x Double
External Power Point 240v	1	1	1	1	1
Internal Power Point 12v	1	2	1	2	2
External Power Point 12v	1	2	1	2	2
12v light & Transformer	OPT	YES	OPT	YES	YES
12v Water Pump & Faucet	OPT	OPT	OPT	OPT	YES
Mains Water Tap	OPT	OPT	OPT	OPT	OPT
Fridge/Freezer (3 way or 2 way)	OPT	YES	OPT	YES	YES
Innerspring Mattress	OPT	OPT	OPT	OPT	YES
Lift Up Bed	YES	YES	YES	YES	YES
Kitchen Stove	2 Burner	2 Burner & Grill	2 Burner	2 Burner & Grill	4 Burner & Grill**
Kitchen	Outside	Outside or inside	Outside	Outside or Inside	Outside or Inside
Cupboard	OPT	YES	OPT	YES	YES
Roll Out Pantry (LHS)	OPT	OPT	OPT	OPT	YES
Roll Out Pantry (RHS)	OPT	OPT	OPT	OPT	YES
Roll Out BBQ	OPT	OPT	OPT	OPT	inside kitchen model only
Gas Bottle	4kg	9kg	4kg	9kg	4kg x 2
Water Tank	60L	60L	60L	80L	127L
Lockable Water Filler	OPT	YES	OPT	YES	YES
External Locker Door	1	OPT	1	OPT	2
Trans Continental Pack	OPT	OPT	N/A	N/A	N/A
Pole Carrier	OPT	OPT	OPT	OPT	YES
Galvanised Chassis	OPT	OPT	OPT	OPT	YES
Jerry Can Holder	OPT	OPT	1	2	3
Stone Guard	OPT	OPT	YES	YES	YES
Stone Stopper Mud Flaps	OPT	OPT	OPT	OPT	YES
Tool Box On Drawbar	OPT	OPT	Wedge	RB1150	Fridge Box
Deep Cycle Battery	OPT	OPT	OPT	OPT	YES
Off Road Hitch	OPT	OPT	YES	YES	YES
Rear Utility Swing Rack (multi use)	OPT	OPT	OPT	OPT	YES
Boat Loader	OPT	OPT	OPT	OPT	OPT

SPACEMATIC ESCAPE
With Queen Bed
(Available in single beds)

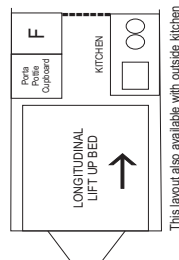


SPACEMATIC REGAL/DROVER
Inside Kitchen
& DINETTE



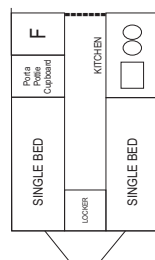
This layout also available with outside kitchen

SPACEMATIC REGAL/DROVER
With Queen Bed &
inside Kitchen



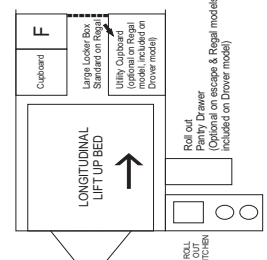
This layout also available with outside kitchen

SPACEMATIC REGAL/DROVER
with Single Bed &
Inside Kitchen



This layout also available with outside kitchen

SPACEMATIC REGAL/DROVER
With Roll Out Kitchen
(Available in single beds)



Any included options such as Galv Chassis will add to the tare weight and may vary the ball weight. Ball and tare weight will vary depending on trailer kitchen and Internal layout (weights do not include options). *TCP will add additional tare and ball weight & will vary with each model size.

*TRANS CONTINENTAL PACK: Includes stronger springs, longer and stronger drawbar, reinforced chassis, water tank protector, heavy duty axle, 14" wheels and locking water filler

**Drover Models - 4 burner & grill on outside kitchen models only, with inside kitchen models it is a 2 burner & grill with an outside BBQ